



ICEU36

Features and Benefits

- Produces clear, long-lasting shot-style cubes.
- Space-saving 333 mm wide undercounter design.
- Produces up to 20 kg of ice per day.
- Built-in storage bin stores up to 6 kg.
- Constructed from sturdy, corrosion-resistant stainless steel and fingerprint-proof plastic.
- Ideal for any undercounter or bar application.
- Contemporary, elegant design.

ICEU36 SELF CONTAINED MACHINE

Options & Accessories

Ice Machine Model	WATER FILTERS		
	Manifold		Inline
	System	Replacement	System
ICEU36	IFQ1	IOMQ(1)	IF14C / IF18C

Ice Maker Warranty

Every Ice-O-Matic ice maker is backed by a warranty that provides both parts and labor coverage.

- Two years Parts
- Two years Labor

Ice Form



BISTROT CUBE

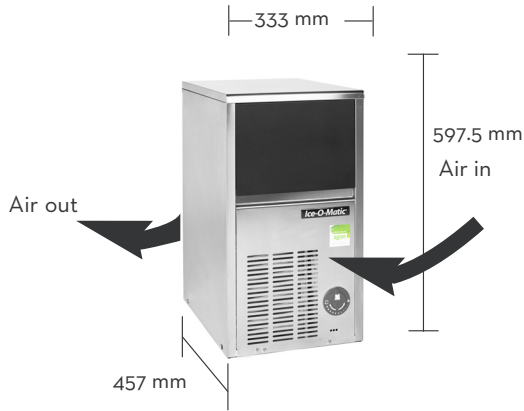
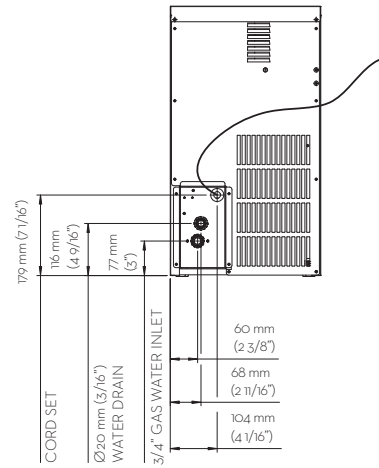

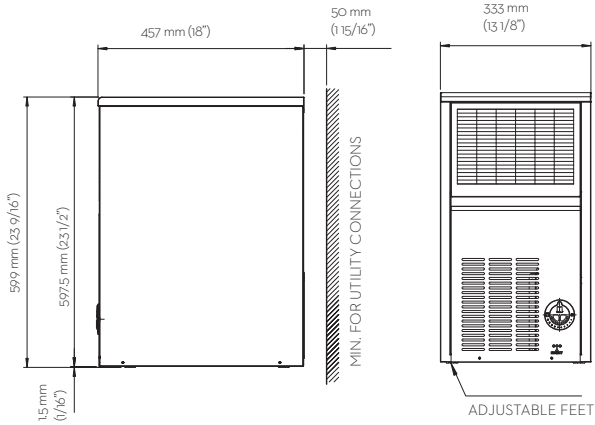
SHOT STYLE	
Height (mm)	30.5
Diameter (mm)	29.5



ICEU36 - SELF CONTAINED MACHINE



ICEU36 SELF CONTAINED MACHINE



Operating Requirements

	MINIMUM	MAXIMUM
	50 Hz	
Ambient Temp. Range Air	10°C	43°C
Water Temp.	5°C	38°C
Water Pressure	0.8 BAR	5 BAR
Electrical Voltage	230V/50Hz/1ph	

Dimensions

ALL MODELS		
without legs	W x D x H (mm)	333 x 457 x 598
	W x D x H (in.)	13 x 18 x 24

* Dimensions include cabinet only.
Legs add an additional 125 mm to machine height.

Specifications

Model Number	Cond. Unit	Ice Production per 24 hrs 10°C air/ 10°C water (kg)	Storage Capacity (kg)	Water Consumption (Lt/60 mins)	Electric Consumption (kWh/24hr)	Voltage Characteristics
ICEU36AS	Air	19	6	3.1	6.5	230/50/1
ICEU36WS	Water	20	6	40.8	5.4	230/50/1

NOTES:
Approx. Shipping Weight kg (lbs): 33 (73)
Refrigerant Type: R134a
All specifications and performance data are subject to normal manufacturing variances.

Ice & Beverage Solutions
A: PO Box 1591, Burleigh Heads, QLD 4220
E: paul@iceandbeverage.com.au
T: (07) 5578 9820
 www.iceandbeverage.com.au