



VIPER™ ELITE CLASSIC

2 FLAVOR FROZEN DISPENSER



FEATURES

Building on nearly 50 years of experience, Viper Elite raises the bar in frozen with superior engineering and quality.

Enhanced Reliability – Increase uptime with the most reliable FCB dispenser on the market

Syrup Flexibility – Pressure transducers ensure you'll be able to perform as syrups change in the future

Expand Drink Portfolios – Individual barrel flexibility (FCB/FUB) and profile settings

Intelligent Defrost™ – Patented adaptive defrost keeps you up and running during peak demand so you never miss a sale

Information at your fingertips - Quickly access manuals and easy-to-follow staff and service videos via QR code

C3 Technology – Cooling, carbonation, and controls provide unmatched drink profile consistency, builds repeat sales and minimizes syrup usage

Programmable sleep mode – Conserves energy in off hours

Technician designed – Reduced maintenance and service times

ADA Compliant – Stainless push handle valve

MODELS

PART NUMBER	DESCRIPTION
621260142	Viper Elite Classic 2 flavor, 230/60Hz, SPH Valve, Tall Merchandiser
621260042	Viper Elite Classic 2 flavor, 230/60Hz, Motorman Valve, Tall Merchandiser
621260041	Viper Elite Classic 2 flavor, 230/60Hz, Motorman Valve, Short Merchandiser
621250142	Viper Elite Classic 2 flavor, 230/50Hz, SPH Valve, Tall Merchandiser
621250042	Viper Elite Classic 2 flavor, 230/50Hz, Motorman Valve, Tall Merchandiser
621250041	Viper Elite Classic 2 flavor, 230/50Hz, Motorman valve, Short Merchandiser

SPH stands for Stainless Push Handle. For FUB applications, Motorman valves are recommended.

ACCESSORIES

PART NUMBER	DESCRIPTION
629087406	Leg kit, 4" legs adjustable to 5.25"
620043075	Viper 2 flavor cart, stainless steel
620042822	Viper 2 flavor generic graphic for tall merchandiser
620047178	Viper 2 flavor generic graphic for short merchandiser
620042868	Generic flavor card set (includes 18 flavors)
325674000	Buck and boost transformer

Refer to installation accessory guideline for complete list.

TECHNICAL SPECIFICATIONS

ELECTRICAL RATINGS 230V +/- 15V 60Hz, 20a, single phase
 230V +/- 15V 50HZ, 20a, single phase
 (includes 8ft. power cord NEMA
 L6-20P molded plug connection)

PRESSURE REQUIREMENTS . . . CO2 = 75 psig
 Water = 25 min. psig dynamic

DRAW CAPACITY 60-66 oz/min. continuous, alternating
 barrels @ 75°F ambient

REFRIGERATION 15,000 BTU, R404A




**MINIMUM CLEARANCE
 REQUIRED** Top: 12"
 Each side: 2" or Back: 2"

UNIT DIMENSIONS 17"W x 32.5"D x 43.7"H
 (tall merchandiser)
 17"W x 32.5"D x 37"H
 (short merchandiser)

GRAPHIC CARD DIMENSIONS . . . 16.75"W x 18.75"H
 (tall merchandiser)
 16.75"W x 11.79"H
 (short merchandiser)

FLAVOR CARD DIMENSIONS . . . 6.5"W x 4"H

SHIPPING WEIGHT 410 lbs; cart 175 lbs

AGENCY LISTINGS 60 Hz   
 50 Hz 